






Energy Consumption – Baseline Study

Baseline study – energy consumption



Energy consumption survey

- Total consumption over 4 days: 103 kWh
35kg of CO₂
3,500 X  per 'wk'
- Consumption per person per day: 64 kWh
17 X  per day!
- Consumption per person per night: 39 kWh
10 X  per night

Night energy represents 60% of amount
consumed during the day!